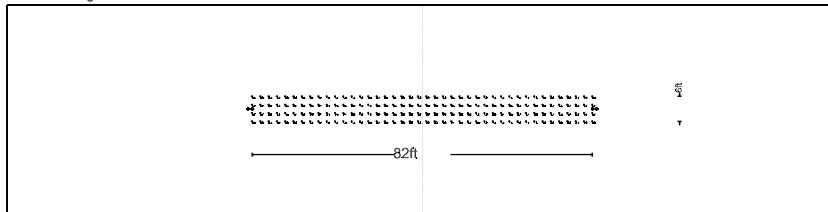
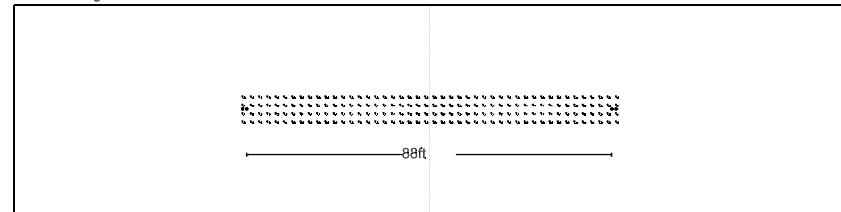


Luminaire Schedule							
Symbol	Qty	Label	Description	Lum. Lumens	Lum. Watts	LLF	File/dm
⊕	24	R-LAB-2173-1 V1 - ABB - Module Egress puck 850mA-dim	E-LAB-2173-1	875	6.62	1.000	R-LAB-2173-1 V1 - ABB - Module Egress puck 600mA- dim IES

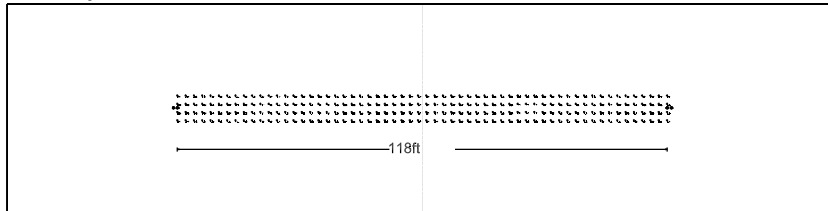
20ft mounting



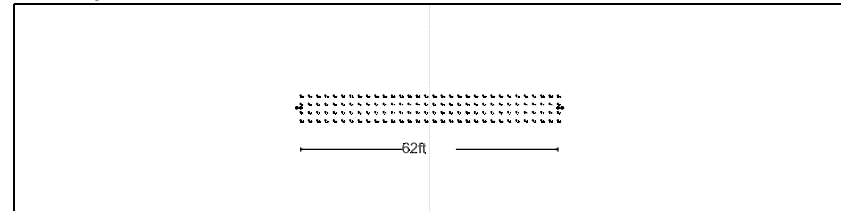
50ft mounting



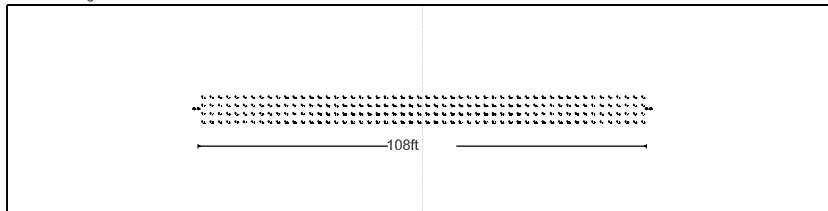
30ft mounting



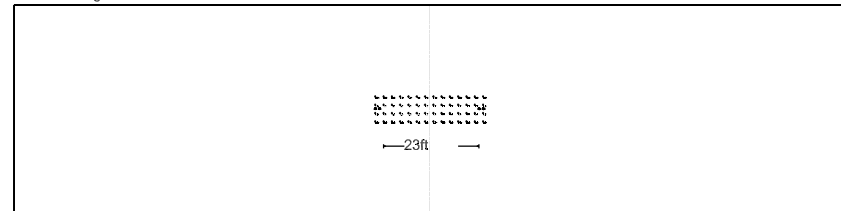
60ft mounting



40ft mounting



70ft mounting



Calculation Summary								
Label	CalcType	Units	Avg	Max	Min	Avg/Min	Max/Min	Grid Z
20ft	Illuminance	Fc	2.07	5.7	0.2	10.35	28.50	0
30ft	Illuminance	Fc	1.17	2.8	0.1	11.70	28.00	0
40ft	Illuminance	Fc	1.01	1.7	0.7	1.44	2.43	0
50ft	Illuminance	Fc	1.03	1.2	0.9	1.14	1.33	0
60ft	Illuminance	Fc	1.01	1.1	0.9	1.12	1.22	0
70ft	Illuminance	Fc	1.01	1.1	0.9	1.12	1.22	0

Ceiling 70'  
Level on the floor  
Reflectances: 40-50-20